

Selection Sheet - 121 41st St


121 41st St, Pittsburgh PA 15201

Flooring

Living, Dining, Bedroom, Halls - Install historic pine floors finished with one coat of Bona Seal and two coats of Bona Mega.

Kitchen - 24" x 24" black porcelain tile installed staggered (Grout - Best Tile Mapei Charcoal)


Bathroom - Best Tile UFCC104-12M USC white mosaic hexagon 1"x1", (Grout - Best Tile Mapei Silver)



Historic Pine



Kitchen - 2' square



Bathrooms 1'

Kitchen

Cabinets - Veddinge white Ikea cabinets + Attest knobs Ikea article number 501.387.50

Counters

Corian Glacier White 2" thick with no backsplash.

Backsplash

Bright Snow White Ceramic Wall Tile 3" x 6" tile installed subway style (Home Depot Model # U072-36-1N Store SKU # 285291 Store SO SKU # 907375) (Grout - Best Tile Mapei Pewter)

Installed on "chimney" wall only to bottom of shelf (approx 30" from countertop) Installed above line-of-sight (45" above counter top) along stove wall from corner to cabinet's end.



White cabinets, white corian counter, subway tile backsplash



Appliances

Fridge - Frigidaire FGHC2331PF stainless steel

note: cover vent where fridge overlaps

Range - Frigidaire FFGS3025P Slide In Gas stainless steel

Dishwasher - GE GDT545PSJSS Stainless Steel with food disposal

Microwave - Frigidaire FFCM1134LS 1.1 cu ft

Disposal - InSinkErator BADGER5



Selection Sheet - 121 41st St

121 41st St, Pittsburgh PA 15201

Plumbing

Sink - Revere RCFU2115 21" x 15" Single Bowl
Stainless Steel Rounded Undermount Kitchen Sink



Single Bowl Kitchen Sink

Kitchen Faucet - Kraus KPF-2620SS pull down
stainless



Kraus Faucet

Shelves

Brackets - 8 in zinc-plated brace installed behind
drywall

Shelving - 5/4" x 10" Hardwood poplar



disposal



bracket installed
behind drywall

Selection Sheet - 121 41st St

121 41st St, Pittsburgh PA 15201

Full Bathroom (2nd floor)

Plumbing Fixtures

Toilet - Kohler Wellworth Classic, standard height, elongated

Sink - Ikea LILLÅNGEN / TÄLLEVIKEN white sink cabinet

Sink Faucet - Delta Trinsic

Tub - Kohler Villager cast iron

Shower Faucet & Head - Delta Triassic 14 series

Hardware

Mirror - Gatco Bleu 23.5-in W x 31.5-in H Rectangular Tilting Frameless Bathroom Mirror with Chrome Hardware and Beveled Edges (Lowes Item #: 488512 | Model #: 4379S)

General Hardware - Gatco 3-Piece Designer 2 Chrome Decorative Bathroom Hardware Set

Tile

Wall - Bright Snow White Ceramic Wall Tile 3" x 6" tile installed subway style (Home Depot Model #U072-36-1N Store SKU # 285291 Store SO SKU # 907375) (Grout - best tile Mapei silver)

installed in 1/3 pattern

wainscoting tile installed to top of cement board approx 48" from floor with end piece on top and bottom


Floor - 1 inch white hexagon (Grout - best tile Mapei Silver)



Kohler Villager



Wall



Floor



Wellworth Toilet



Mirror



Delta Trinsic

Half Bathroom (1st floor)

Plumbing Fixtures

Toilet - Kohler Wellworth Classic, standard height, elongated

Sink - Duravit 19.625-inch D-Code White Handrinse Basin, left

Sink Faucet - Delta Trinsic 559LF-MPU



Bath Hardware



Duravit sink



1/2 bath mirror

Selection Sheet - 121 41st St

121 41st St, Pittsburgh PA 15201

Hardware

Mirror- Style Selections 20-in x 24-in Silver Beveled Rectangle Frameless Traditional Wall Mirror (Lowe's Item #: 68452 | Model #: 21300)

General Hardware - Gatco 3-Piece Designer 2 Chrome Decorative Bathroom Hardware Set (do not install towel bar)

Recessed Lights - 5" Recessed Cans Light -

Lighting

Phillips Lightolier Lytecaster 1000 Series with white trim

Bed Light x2- Harvest 1-light Tapered Swag Plug-in Drum Pendant

Living room light - Harvest Drum

Track Light 3rd floor - 2x 6 ft white

Track Light Kitchen - 1x 8 ft black

Bath Vanity Light- 3 light chrome (Lowe's Item #: 409787 | Model #: ATG6658967)

Half bath vanity light - 2 light chrome (Lowe's Item #: 409787 | Model #: ATG6658965)

Front & Side light - Kichler Lighting 9021 Seaside

Rear light - Nuvo Lighting 76-6 Industrial Style

Walkway lights - Kichler Lighting 9022 Seaside

Other

Washer / Dryer

Hook-Ups for washer dryer in basement

Molding

6" Molding used for both baseboard and casement. Poplar wood. The piece of molding at the top of each doors and window should be 1" wider than the width of the basement. Quarter Round shall be used everywhere.

Hardware

Door Hardware - Schlage Latitude Chrome Finish



Half Bath



Bathroom Vanity Light



Bedroom Lighting



Recessed Lights



Track Light



Walkway



Living Room



Front & Side Door Light



Rear Light



Front Door



Interior Closet Bi-Fold Door




Interior Pre-Hung



Kitchen door



Sliding Hardware



Molding Example

Selection Sheet - 121 41st St

121 41st St, Pittsburgh PA 15201

Front Door (1) - handle set
Back Door (1) - lever + deadbolt
Bedrooms & Bath (4) - privacy lever
Stair closet (1) - non-privacy lever

Front Door - Allegheny Wood Works, AWW280, 3 panel white oak, clear seal 96 x 39.5

Full Light Doors - kitchen side door Pella aluminum clad

Sliding Door - Needs to be at min 33.25x90" 6' hardware max

Interior Doors - 2-Panel Solid Core Primed Molded Single Prehung Interior Door

32" - Half bath 1st floor

32" - Full bath 2nd floor

28" - Hall closet 2nd floor, cut to fit

32" - Center bedroom

30" - Front bedroom 2nd floor

****Basement**** bifold

Interior Bi-folds - Woodgrain 2-Panel Louver Solid Core Wood Interior Closet Bi-fold Door 24" x 80"

Bi-fold Hardware - Varnhem stainless steel knob, Ikea 802.438.58

Paint Colors

Bedrooms - Restoration Hardware: Eucalyptus

Bathrooms - Farrow & Ball: Dix Blue 82

Kitchen - Farrow & Ball: Pavilion Blue 252

Living Room / Dining - Restoration Hardware: Pale Silver

Halls - Restoration Hardware: Pale Silver

Molding - Farrow & Ball James Cabbage White 269

Ceilings - Pure White (Sherwin Williams SW 7005)



Interior Levers



Rear Entry Handleset



Front Entry



Bifold door pulls

